

Modular Cooking Range Line EVO700 2-Burner Gas Boiling Top

ITEM # _____

MODEL # _____

NAME # _____

SIS # _____

AIA # _____



372000 (Z7GCGD2C00)

 2-burner (5,5 kW each) gas
boiling top

Short Form Specification

Item No.

To be installed on open base installations, bridging supports or cantilever systems. High efficiency flower flame burners with flame regulator and protected pilot light. Flame failure device as standard on burners to protect against accidental extinguishing. Exterior panels in stainless steel with Scotch Brite finish. Pan supports in heavy duty cast iron. One piece pressed work top in 1.5 mm thick stainless steel. Right-angled side edges to allow flush-fitting junction between units.

Main Features

- Unit to be mounted on open base cupboards, bridging supports or cantilever systems.
- The two 5.5 kW high efficiency flower flame burners allow the flame to adapt to different size pans.
- Gas appliance supplied for use with natural or LPG gas, conversion jets supplied as standard.
- Large sized pan support in cast iron (stainless steel as option) with long center fins to allow the use of the largest down to the smallest pans.
- Pan supports in cast iron are washable in a dishwasher.
- Burners to feature flame regulator.
- Flame failure device on each burner protects against gas leakage when accidental extinguishing of the flame occurs.
- Protected pilot light.
- IPx4 water protection.
- Suitable for countertop installation.

Construction

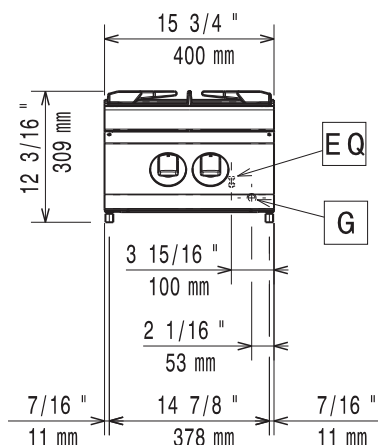
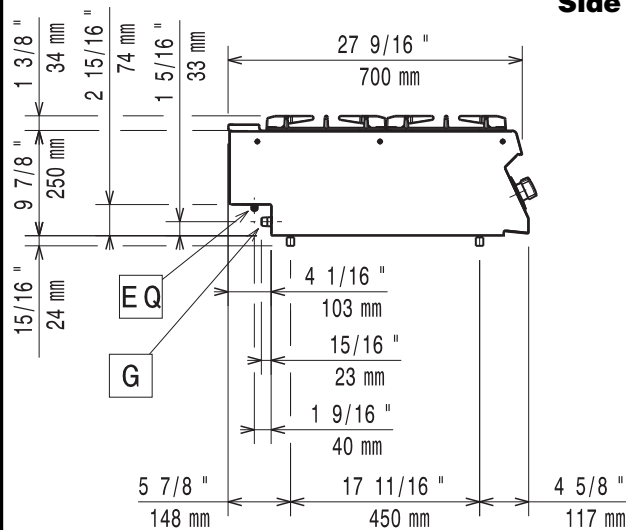
- All exterior panels in Stainless Steel with Scotch Brite finishing.
- One piece pressed 1.5 mm work top in Stainless steel.
- Model has right-angled side edges to allow flush fitting joints between units, eliminating gaps and possible dirt traps.

Optional Accessories

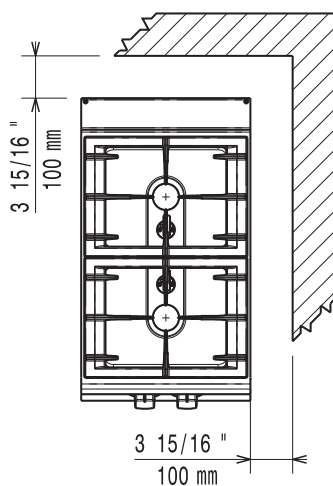
- | | | |
|--|------------|--------------------------|
| • Junction sealing kit | PNC 206086 | <input type="checkbox"/> |
| • Draught diverter, 120 mm diameter | PNC 206126 | <input type="checkbox"/> |
| • Matching ring for flue condenser, 120 -130 mm diameter | PNC 206127 | <input type="checkbox"/> |
| • Support for bridge type installation, 800 mm | PNC 206137 | <input type="checkbox"/> |
| • Support for bridge type installation, 1000 mm | PNC 206138 | <input type="checkbox"/> |
| • Support for bridge type installation, 1200 mm | PNC 206139 | <input type="checkbox"/> |
| • Support for bridge type installation, 1400 mm | PNC 206140 | <input type="checkbox"/> |
| • Support for bridge type installation, 1600 mm | PNC 206141 | <input type="checkbox"/> |
| • Support for bridge type installation, 400 mm | PNC 206154 | <input type="checkbox"/> |
| • Frontal handrail 400 mm | PNC 206166 | <input type="checkbox"/> |
| • Frontal handrail 800 mm | PNC 206167 | <input type="checkbox"/> |
| • Large handrail (portioning shelf) 400 mm | PNC 206185 | <input type="checkbox"/> |
| • Large handrail (portioning shelf) 800 mm | PNC 206186 | <input type="checkbox"/> |
| • Frontal handrail 1200 mm | PNC 206191 | <input type="checkbox"/> |
| • Frontal handrail 1600 mm | PNC 206192 | <input type="checkbox"/> |
| • Right and left side handrails | PNC 206240 | <input type="checkbox"/> |

APPROVAL: _____

- Single burner smooth plate for direct cooking - fits frontal burners only PNC 206260 ☐
- Single burner ribbed plate for direct cooking- fits frontal burners only PNC 206261 ☐
- Single burner radiant plate for pan support PNC 206264 ☐
- Water column with swivel arm (water column extension not included) PNC 206289 ☐
- Water column extension PNC 206291 ☐
- Stainless steel grid for 2 burners PNC 206297 ☐
- Chimney upstand, 400 mm PNC 206303 ☐
- Flue condenser for 1/2 module, 120 mm diameter PNC 206310 ☐
- 2 side covering panels, height 250 mm, depth 700 mm PNC 206320 ☐
- Wok pan support for open burners (EVO700/900) PNC 206363 ☐
- Kit town gas nozzles (G150) for EVO700 gas range PNC 206387 ☐
- Pressure regulator for gas units PNC 927225 ☐

Front

Side


G = Gas connection

Top


Gas

Gas Power:

372000 (Z7GCGD2C00)

11 kW

Standard gas delivery:

Natural Gas G20 (20mbar)

Gas Type Option:

LPG; Natural Gas; Town

Gas Inlet:

1/2"

Key Information:

Front Burners Power:

5.5 - kW

Back Burners Power:

5.5 - 0 kW

Back Burners Dimension - mm

Ø 60

Front Burners Dimension - mm

Ø 60

Net weight:

20 kg

Shipping weight:

29 kg

Shipping height:

530 mm

Shipping width:

460 mm

Shipping depth:

820 mm

Shipping volume:

0.2 m³

Certification group:

N7CG

If appliance is set up or next to or against temperature sensitive furniture or similar, a safety gap of approximately 150 mm should be maintained or some form of heat insulation fitted.